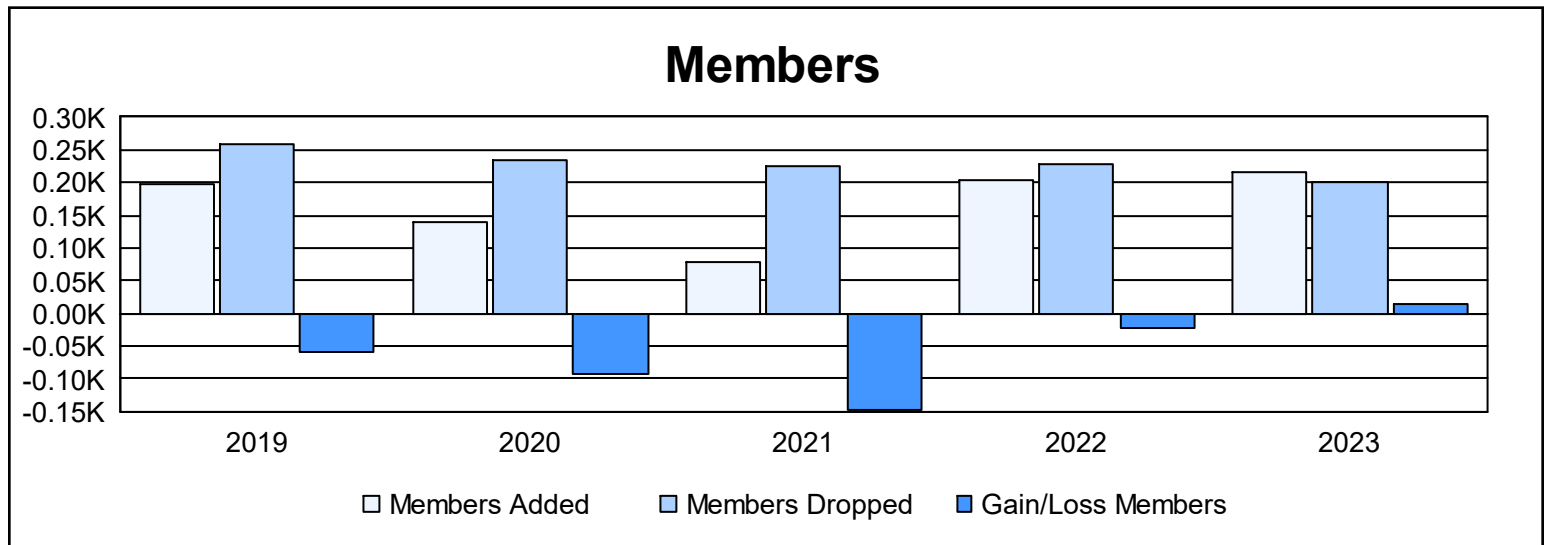
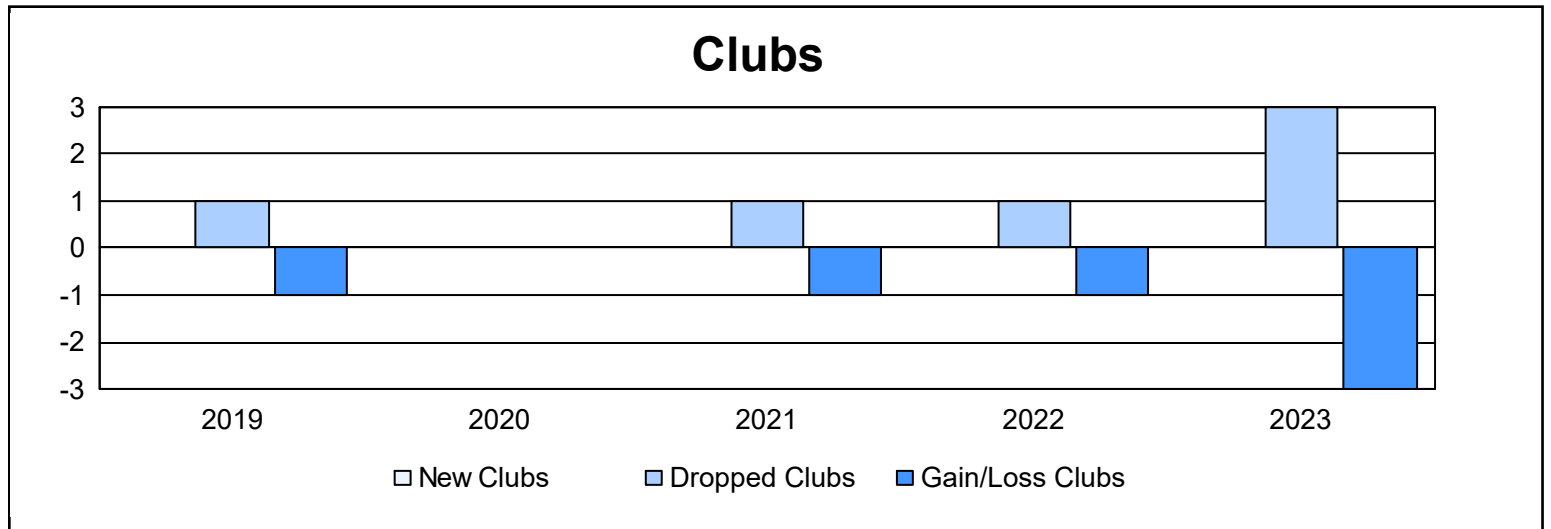
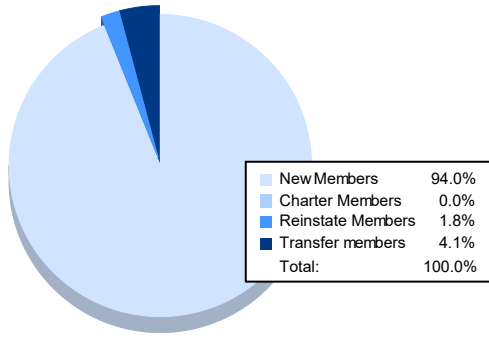


Year	New Clubs	Dropped Clubs	Gain/ Loss Clubs	New Members	Charter Members	Reinstate Members	Transfer Members	Total Member Added	Total Members Dropped	Gain/ Loss Members
2018-2019	0	1	-1	192	1	1	5	199	259	-60
2019-2020	0	0	0	135	1	1	4	141	234	-93
2020-2021	0	1	-1	74	0	1	2	77	226	-149
2021-2022	0	1	-1	188	2	1	13	204	227	-23
2022-2023	0	3	-3	204	0	4	9	217	202	15
<b>Average</b>	<b>0</b>	<b>1</b>	<b>-1</b>	<b>159</b>	<b>1</b>	<b>2</b>	<b>7</b>	<b>168</b>	<b>230</b>	<b>-62</b>



### Membership Composition June 2023 Cumulative



### Gender Composition June 2023 Cumulative

